

## Join Teams Live Event from PC / Laptop / Mac with Teams installed

Step 1. Click on the provided link to join the Teams Live Event

Step 2. Teams will automatically open

Step 3. Click join as Guest and you will be taken to the live event

## Join Teams Live Event from PC / Laptop / Mac without Teams installed (requires Chrome or Edge browser)

Step 1. If you do not have Chrome or Edge installed, please use the links below to install



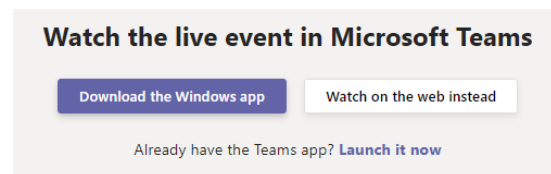
<https://www.google.com/chrome/browser/desktop/index.html>



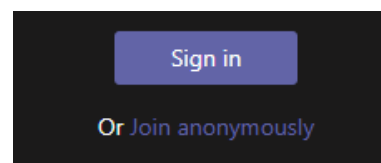
<https://www.microsoft.com/en-us/edge>

Step 2. Click on the provided link to join the Teams Live Event

Step 3. Tap 'Watch on the web instead' and Teams will open in your default internet browser



Step 4. Click 'join anonymously' and you will be taken to the live event



## Join Teams Live Event from iPhone / iPad with Teams installed

Step 1. Click on the provided link to join the Teams Live Event

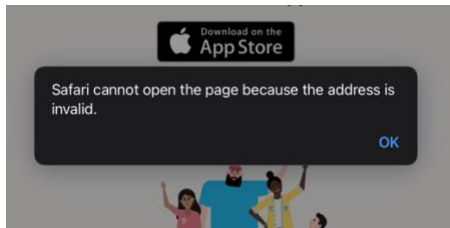
Step 2. Teams will then automatically open and you will be taken to the live event

## Join Teams Live Event from iPhone / iPad without Teams installed

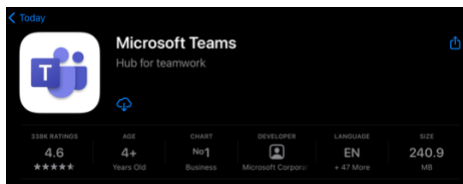
PLEASE ALLOW 15 MINUTES TO DOWNLOAD AND JOIN WITH THIS PROCESS

Step 1. Click on the provided link to join the Teams Live Event

Step 2. You will be prompted with an error, press OK and then click on Download from the App Store / Play Store



Step 3. Press get or click on the cloud icon which will begin the Teams App download

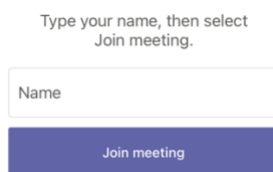


Step 4. Once downloaded click on the provided link to join the Teams Live Event

Step 5. Press 'join as a guest', you will be promoted for Microphone Access which is up to you as you will not be able to speak or be seen during this event.



Step 6. Enter your name and you will be taken to the live event



## Ask a question

Browser / PC / Mac - The Q and A will open automatically on the right hand side of your screen

iPad – Tap the Q and A button (top right)

