



Tomlinscote School

2nd January 2021

Dear Parents and Carers

Return to school

I have already provided details in my letter dated 31st December 2020, outlining when each year group will return to school. However, if you are a parent whose work is critical to the coronavirus response and you would like your child to come to school on Wednesday 6th January through to Friday 15th January 2021, then please let us know by completing the Google Form by Monday 4th January 2021 at the latest. Please click on this link: <https://forms.gle/K9iPdg8nKQpcChLS6>

NHS Test and Trace: COVID-19 testing for staff and students

We are working to keep our school as safe as possible. You may have heard that testing for those without COVID-19 symptoms is beginning across the country using new, quicker COVID-19 tests known as 'lateral flow tests'. Along with the other protective measures we are taking, these tests will help staff and students to remain in school safely.

Up to one third of people who have COVID-19 experience no symptoms. By testing we will help to stop the virus from spreading and help to keep our school open as safely as possible. The test is voluntary, but I think that it shows great social responsibility to be involved in the testing programme and I am expecting everyone to take the test.

Priority – please complete the consent form to let us know that you wish your child to be tested. It is one form per student. Click on the link below to access the consent form.

<https://forms.gle/p1m5cvsdVPS3pQPH6>

We will be testing all staff and students from week commencing 4th January 2021. At the end of this letter is a summary table indicating when testing will take place for staff and for each year group. You will be contacted again next week to tell you exactly when, within each 'testing window', your child should attend school for their test – we will contact you about this, **please do not contact us to ask about when your child's test will take place**. Tests will take place in the Sports Hall. Also, at the end of this letter, is an instructional leaflet with some more information about how testing works. Further, you may be interested to watch this video on YouTube which explains in a little more detail how the test is administered – it is very simple and nothing to be worried about:

https://www.youtube.com/watch?v=iuA2YVA6_6c&feature=youtu.be

Those taking the test will be supervised by trained staff. The lateral flow tests are quick and easy, using a swab of the nose and throat. Results (which take around half an hour from testing) will be shared directly with staff, parents and students if they are positive or void. **Please send your child to school with some tissues as they will need to lightly blow their nose before they take the test.**

What if a child tests positive?

Participating staff, parents and children who test positive will be informed about their results individually.

Children will need to take a further 'PCR test' (similar to those done in local and regional testing sites) on the same day (or as soon as possible). You can go to www.gov.uk/get-coronavirus-test or call 119 to book a follow-up test and should choose to visit a drive-through test site if possible, as it is faster than requesting a home test. **The school will not book these tests for you.**

During this time while you wait for the PCR result (*via*. text / email), your household will need to self-isolate. If the PCR test returns a positive result, then you will have to self-isolate and follow the guidance from NHS Test and Trace.

What happens if the test is negative?

Your child will be able to resume their activities as normal. **A child will only be told if they test positive on a lateral flow test, so if they or you do not hear you can assume that it was negative.** A small number of children may need to repeat the test if the first test was invalid or void for some reason. We will speak to these people in a timely fashion.

What if a close contact at school tests positive?

A close contact of someone in school who has tested positive for COVID-19 will be able to return to school if they agree to be tested once each day for 7 days and the test remains negative. If they do not want to take the test, they will need to self-isolate as per the national guidelines. This does not apply to household members or close contacts outside of school who will still need to self-isolate. The school's system is operating under a different set of guidelines. Further details will be provided at the time, but if you would prefer your child to self-isolate instead of doing daily testing, then they can.

What if my child develops symptoms?

This testing programme at school is for people with no symptoms. If your child develops symptoms at any time (a high temperature; a new and continuous cough; or a loss of or change to their sense of smell or taste) **then they must immediately self-isolate and book a test** by calling 119 or visiting <https://www.gov.uk/get-coronavirus-test>.

How can I help with the testing programme?

I am delighted to say that we have a team of volunteers who will be making the testing programme work. This team will be led by a member of staff who is the overall Team Lead for the mass testing at Tomlinscote. Please can I extend my very sincere and personal thanks to all of those who have volunteered.

Yours sincerely,

Mr Major
Principal


SCHEDULE FOR TESTING AT TOMLINSCOTE SCHOOL

DATE AND TESTING SESSION	GROUP TO BE TESTED
MONDAY 4 TH JANUARY	TRAINING
TUESDAY 5 TH JANUARY 10am-12	TRAINING
TUESDAY 5 TH JANUARY 1pm-4pm	Staff first test
WEDNESDAY 6 TH JANUARY 8.30am WEDNESDAY 6 TH JANUARY 9am -12	Vulnerable & critical worker students – first test Year 11 first test – 11R, 11H, 11Q Remote learning at home when not having a test
WEDNESDAY 6 TH JANUARY 1pm-4pm	Year 11 first test – 11G, 11P, 11K Remote learning at home when not having a test
THURSDAY 7 TH JANUARY 9am-12	Year 11 first test 11X, 11Y, 11M Remote learning at home when not having a test
FRIDAY 8 TH JANUARY 9am - 12	Staff testing – second test No live lessons and all work set on Google Classroom during Friday morning
SATURDAY 9 TH JANUARY 9am SATURDAY 9 TH JANUARY 10am-1pm	Vulnerable & critical worker students – second test Year 11 second test - 11R, 11H, 11Q, 11G, 11P
SUNDAY 10 TH JANUARY 9am-12	Year 11 second test – 11K, 11X, 11Y, 11M
MONDAY 11 TH JANUARY 9am-12	Year 7 first test (7R, 7H, 7Q, 7G, 7P, 7K, 7X) Remote learning at home when not having a test
MONDAY 11 TH JANUARY 1pm-4pm	Year 7 first test (7Y, 7M, 7L) & Year 8 first test (8R, 8H, 8Q, 8G) Remote learning at home when not having a test
TUESDAY 12 TH JANUARY 9am-12	Year 8 first test (8P, 8K, 8X, 8Y, 8M, 8L) Remote learning at home when not having a test
TUESDAY 12 TH JANUARY 1pm-4pm	Year 9 first test (9R, 9H, 9Q, 9G, 9P, 9K, 9X) Remote learning at home when not having a test
WEDNESDAY 13 TH JANUARY 9am-12	Year 9 first test (9Y, 9M, 9L) & Year 10 first test (10R, 10H, 10Q) Remote learning at home when not having a test
WEDNESDAY 13 TH JANUARY 1pm-4pm	Year 10 first test (10G, 10P, 10K, 10X, 10Y, 10M, 10L) Remote learning at home when not having a test
THURSDAY 14 TH JANUARY 9am-12	Year 7 second test (7R, 7H, 7Q, 7G, 7P, 7K, 7X) Remote learning at home when not having a test
THURSDAY 14 TH JANUARY 1pm-4pm	Year 7 second test (7Y, 7M, 7L) & Year 8 second test (8R, 8H, 8Q, 8G) Remote learning at home when not having a test
FRIDAY 15 TH JANUARY 9am-12	Year 8 second test (8P, 8K, 8X, 8Y, 8M, 8L) Remote learning at home when not having a test
FRIDAY 15 TH JANUARY 1pm-4pm	Year 9 second test (9R, 9H, 9Q, 9G, 9P, 9K, 9X) Remote learning at home when not having a test
SATURDAY 16 TH JANUARY 9am-12	Year 9 second test (9Y, 9M, 9L) & Year 10 second test (10R, 10H, 10Q)
SATURDAY 16 TH JANUARY 1pm-4pm	Year 10 second test (10G, 10P, 10K, 10X, 10Y, 10M, 10L)

HOW TO DO YOUR TEST

WHILE THIS IS A SELF-SWAB TEST, THERE WILL BE A TESTING HELPER WHO WILL OVERSEE THINGS AND PROVIDE HELP IF YOU NEED

1



YOUR COVID-19 TEST WILL BE SCHEDULED. IF YOU ARE UNDER 16, YOUR PARENT / CARER WILL HAVE CONSENTED

3



BLOW YOUR NOSE IF NEEDED. WASH AND DRY/SANITISE YOUR HANDS. REMOVE THE SWAB BEING CAREFUL NOT TO TOUCH THE SOFT PART

2



YOUR TEST WILL BE FAST AND WHILE IT MIGHT FEEL A LITTLE UNCOMFORTABLE, IT WON'T HURT YOU

4



10 SECS


OPEN YOUR MOUTH WIDE AND USE A MIRROR TO LOOK AT THE BACK OF YOUR THROAT. THEN USE THE SWAB TO RUB FIRMLY 4 TIMES ON EACH SIDE

5



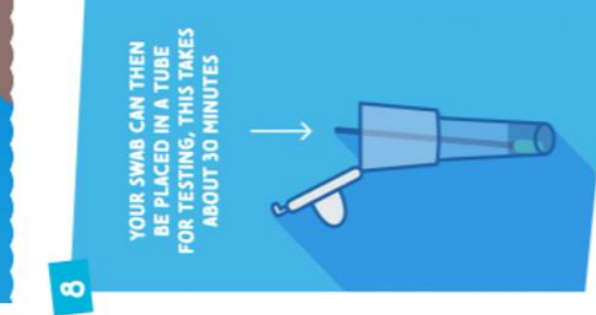
REMOVE THE SWAB CAREFULLY WITHOUT TOUCHING YOUR TEETH, TONGUE OR GUMS

6




GENTLY PLACE IT ABOUT 2-2.5 CM INSIDE ONE OF YOUR NOSTRILS. ROLL THE SWAB 4-5 TIMES ALONG THE LINING OF THE NOSTRIL. THIS WILL TAKE 10-15 SECONDS

8




YOUR SWAB CAN THEN BE PLACED IN A TUBE FOR TESTING. THIS TAKES ABOUT 30 MINUTES

7



AFTER THIS, YOU'RE DONE, GENTLY REMOVE THE SWAB BEING CAREFUL NOT TO LET ANYTHING TOUCH THE TIP

9



YOUR SCHOOL / COLLEGE WILL CONTACT YOU OR YOUR PARENT / CARER WITH THE RESULTS AND LET YOU KNOW WHAT HAPPENS NEXT